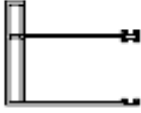
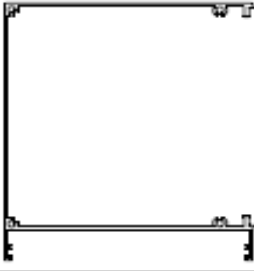











| | | | |
|--|---------------------------------|---|--|
| G100T 01 | |  | |
| YAN KASA PROFİLİ SIDE FRAME PROFILE | AĞIRLIK / Weight 1,850 kg/mt | | |
| G100T 02 | |  | |
| ÜST KASA PROFİLİ TOP FRAME PROFILE | AĞIRLIK / Weight 2,960 kg/mt | | |
| G100T 03 | |  | |
| ÜST KASA KAPAK PROFİLİ TOP FRAME COVER PROFILE | AĞIRLIK / Weight 0,965 kg/mt | | |
| G100T 04 | |  | |
| KAPAK PROFİLİ COVER PROFILE | AĞIRLIK / Weight 0,968 kg/mt | | |
| G100T 05 | |  | |
| YAN ÇİTA PROFİLİ COVER PROFILE | AĞIRLIK / Weight 0,189 kg/mt | | |
| G100T 06 | |  | |
| ALT KASA PROFİLİ BOTTOM FRAME PROFILE | AĞIRLIK / Weight 1,501 kg/mt | | |
| G100T 11 | |  | |
| KANAT PROFİLİ SASH PROFILE | AĞIRLIK / Weight 1,309 kg/mt | | |
| G100T 12 | |  | |
| KANAT PROFİLİ SASH PROFILE | AĞIRLIK / Weight 1,416 kg/mt | | |
| G100T 07 | |  | |
| TEK CAM ÇİTA PROFİLİ SINGLE GLAZING PROFILE | AĞIRLIK / Weight 0,308 kg/mt | | |
| G100 81 | |  | |
| TAMBUR PROFİLİ PROFILE FOR MOTOR | AĞIRLIK / Weight 1,320 kg/mt | | |

G100T-A2

ZİNCİR ASKI SACI
HANGING PART

KOLİ MİKTARI/Package

Adet / Piece



G100-A8

ZİNCİR ADAPTÖRÜ
CHAIN ADAPTER

KOLİ MİKTARI/Package

Adet / Piece

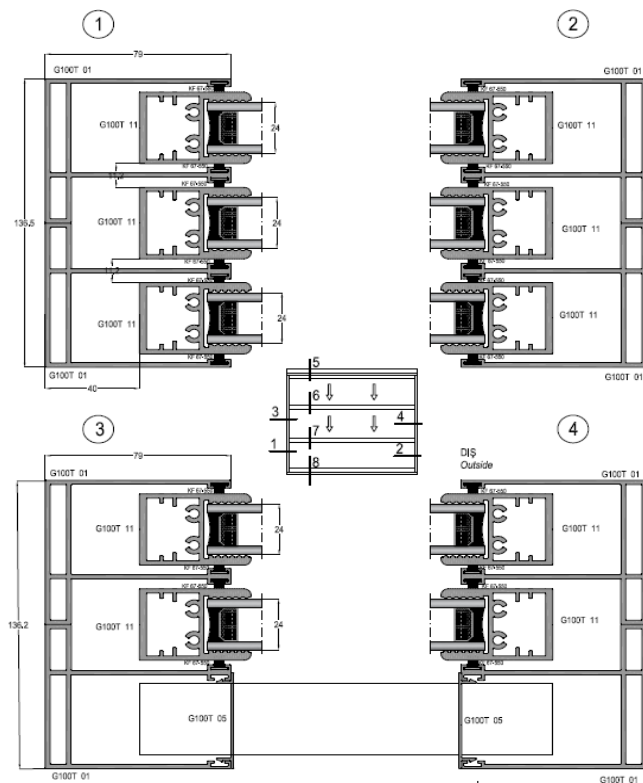


G100T-A3

MONTAJ PARÇASI
ASSEMBLY PART

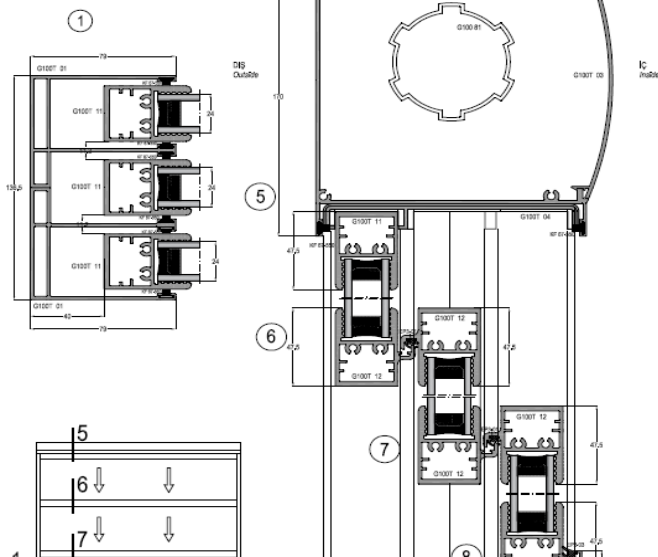
KOLİ MİKTARI/Package

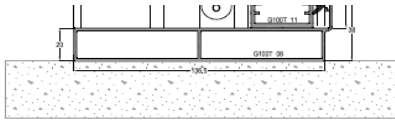

Adet / Piece



Ö:2/3

İSICAM DETAYI
DOUBLE GLAZING DETAILS





TEKAM DETAYI
SINGLE GLAZING DETAILS

